

WEDGE



WALL PANEL CONNECTION SYSTEM

Wedge gives you an edge.

You can stay ahead of the pack and do things in your designs and installations that are either too difficult, time-consuming or expensive to otherwise consider.

If you're always looking for new ways to achieve better results, you've found one.

More design potential, less opportunity for anything to go wrong, smoother, better finishes plus time and cost savings — the advantages speak for themselves, as do the finished interiors.

Wedge is the interior wall panel mounting and detailing system that broadens your design horizons and empowers your vision: right down to the last detail.

With its groundbreaking concealed fixing system, Wedge is the design solution for specifiers who are serious about taking their work to the next level. With more precision and creativity than anything the sector has seen to date, the system also offers time and cost efficiencies, including cutting some of the more time-consuming aspects of design time.

With Wedge, you get a stylish, flexible system and the sorts of results you've always wanted.

How far Wedge will take you it is up to you and your imagination.



THE BACKSTORY

They say necessity is the mother of invention. That's sort of the case with Wedge.

Wedge is the brainchild of Space Architecture and Design founder Warren Burton.

"The product came about because of my ongoing frustration around detailing wall paneling for commercial applications," Warren explains. "There seemed to be never-ending problems with alignment and the time required to detail projects."

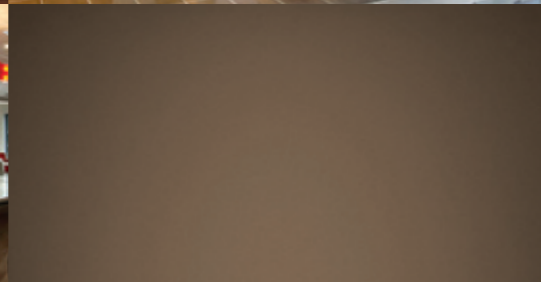
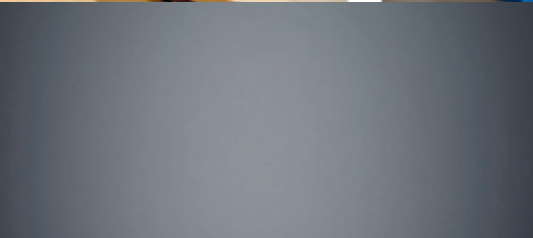
"I was also frustrated by the piecemeal approach that had been used up until that time. It required excessive drawing but often led to a mediocre finish. And it made no sense to keep on asking materials to do something they weren't designed to do."

As Warren was working on building his own solution to a seemingly impossible problem, lighting consultant Philip Shand was having ideas of his own about an

aluminium fixing system for shelving. Philip says, "It became apparent that we were both heading in a similar direction and with both of our ideas meshed together the future possibilities of the Wedge range became incredibly exciting." It was simply something that the market needed.

"We're seeing our product working in ways that we had just never imagined," says Warren. "People are using it to fuel their creativity and raise the bar in ways that continue to surprise us. The product is flexible enough to accommodate their ideas — and installation foolproof enough that their vision need never be compromised."

"Clients were often spending a fortune on expensive veneers, only for a screw to be driven through the front of it because anything else was too hard. Not any more!"



HOW WEDGE WORKS

Wedge is an all-in-one wall paneling detailing and mounting system, featuring a range of decorative joint details and finishes.

We don't make panels — plenty of companies do a fine job of this already — rather we focus on making precision engineered, concealed fixing components to complement quality wall panels, giving designers access to the perfect finish.





Wedge panel connectors are available in a range of profiles that can be connected together, edged and fixed either directly to the wall or mounted off a Splitrail.

The Wedge system comprises two key components; a Splitrail and a range of Panel Connectors. The system is dynamic and powerfully flexible, with the individual elements able to be used together in a mix-and-match manner, or independently.

The system is based around panels with a nominal thickness of 18 to 19mm. Thicker panels can be used when a butt joint detail is required. The Wedge system can either be permanently fixed or installed to be fully demountable.

Some of the panel products Wedge is being partnered with include: MDF, Plywood, Armour board. Veneered MDF, Melamine, Melteca, Panelart, Prime Panel ... and more.

It's quite simply better to use and better looking...




There's nothing more frustrating than having a vision in your head (or in someone else's) that's just too hard in real life.

Not with Wedge. This is the wall paneling, detailing and mounting system that lets your ideas fly.

We all know it's one thing to have a concept and quite another to make it happen. Even more so if you're on a budget.

But if there's a system that's easier to design, easier to use and renders a better looking end product, well, the choice is easy.

THE WEDGE



FASTER AND EASIER

Clients report a time saving of around 50% compared to other alternatives.

That's because Wedge makes it easy. The hard work has all been done at the front end so it's simpler when it comes to specifying and installing.

There's also a lot less room for mishaps or error. Not only is the integrity of the installations better, but you've got less risk, less ways things can go wrong and compromise the installation.

Makes sense.

It's translating the architectural vision into an easy solution that satisfies the creative mind, the on-the-job workman and the client. If it's faster and more foolproof to install and promises a better result ... you should be doing it with Wedge.

MORE COST EFFECTIVE

There's a time vs money equation that always comes into these things.

Wedge is easier to install (most people say it roughly cuts installation time in half) so the saving there makes it so much more cost effective. It may look a little more expensive at first glance but it makes up for it.

While it's not the cheapest possible way of fixing a wall panel, it's better than whacking a screw through the front of a beautiful veneer and so much quicker than some other options. Balance it out and you're onto a winner.

The overall project cost is similar to or cheaper than conventional methods in most cases.

There's less risk that things will go wrong because of the way the system works. It's so simple and easy.

So, you cut the chance of having to redo or adjust an install, get it done quicker and at a price that works out well. That's why more architects are starting to specify Wedge and why more joiners are turning to it to get the job done.

Do the sums yourself, then have a look at the end results and that'll convince you.

The Wedge Wall Panel Connection System fixes to any interior partitioning system whether timber frame or steel stud. Examples of top, junction and bottom extrusions shown here rendered in situ.



INCREASED PRECISION, SAFETY AND SECURITY

Wedge uses a patented interlocking system to ensure accurate panel alignment. That means there's less room for error.

It's also safe and secure. The locking ability of Wedge Splitrails and Panel Connectors means integrated security and safety for commercial applications.

It works as well as it looks.


Because Wedge was born within the industry, its practical attributes are exactly what you need.

WEDGE GIVES YOU THE OPPORTUNITIES

What would you like to do? With Wedge you can achieve more. Your installations can look better and sharper. You can stick within your budgets.

As much as Wedge is about product potential, the necessary, pragmatic side of installing wall and other panels — it's also about the fluffy creative stuff.

Wedge is a tool that you can use to create a stunning interior. It can free you from many of the limitations that have been out there until now. It can offer you new options. It can put some of the choices you couldn't consider, because they weren't cost effective, back on the table. You can do more. You can do different. And, with Wedge, you can do it well.



LESS DESIGN TIME — BETTER RESULTS

Concealed fixing for interior wall panels is a time consuming design exercise. Detailing the panelling so that it's easy to manufacture and install in itself is not that easy. That's why it's often been put in the too hard basket. Until now. Wedge provides a range of details that are ready to use so the hard work is already done. This means you can spend more time doing the creative stuff and less time worrying about the detail.

SUSTAINABILITY

The aluminium economy is a circular economy. For most aluminium products, the metal is not actually consumed during the product's lifetime, but simply used with the potential to be used again through recycling. Aluminium can be recycled again and again without any loss of its inherent properties, since its atomic structure is not altered during melting. Therefore, the life

cycle of an aluminium product is not the traditional 'cradle-to-grave' sequence, but rather a renewable 'cradle-to-cradle'.

The high value of aluminium scrap is a key incentive and major economic impetus for recycling, independent of any legislative or political initiatives to encourage recycling. Aluminium scrap has considerable market value because most of the energy required for the production of primary aluminium is embodied in the metal itself and, consequently, in the scrap. Therefore, the energy needed to melt aluminium scrap is only a fraction of that required for aluminium production. Recycling of aluminium products needs only 5% of the energy needed for primary aluminium production.

Our manufacturing partners all have recycling programmes integrated into their production operations. This is not only good for the environment but also makes good business sense as it reduces raw material costs.

WWW.WEDGE.CO.NZ

FOR MORE INFORMATION CONTACT: SALES@WEDGE.CO.NZ / 0800 WEDGE NZ